

Scaled data based on original data using  
LM-79-08 Approved Method: Electrical and Photometric Measurements of Solid-  
State Lighting Products

Test Report Prepared for  
Cooper Lighting Solutions  
(formerly Eaton)

Brand: McGRAW-EDISON

Report Number: P386231

Luminaire Tested: **GWC-SA1D-760-U-T3**

Issue Date: 3/3/2020

**Test Information**

Test Method: LM-79-08  
Report Number: P386231  
TEST IS SCALED FROM IESNA LM-79-08 TEST DATA (G2-1903-205-14)  
Test Lab: INNOVATION CENTER  
Issue Date: 3/3/2020  
Manufacturer: COOPER LIGHTING SOLUTIONS (FORMERLY EATON)  
Product Line: MCGRAW-EDISON  
Catalog Number: GWC-SA1D-760-U-T3  
Description: GALLEON WALL LUMINAIRE  
(1) 70 CRI, 5700K, 1200mA LIGHTSQUARE WITH 16 LEDS AND TYPE III OPTICS  
Light Source: -  
Ballast/Driver: ELECTRONIC DRIVER

**Summary**

Lumens per Lamp: N/A  
Luminaire Lumens: 8288 lumens  
Efficiency: N/A  
Efficacy: 123.7 lumens/watt  
Luminous Opening: Rectangular (W 0.5' x L: 0.5' x H: 0')  
IES Classification: Type III - Short  
BUG Rating: B1 - U0 - G2

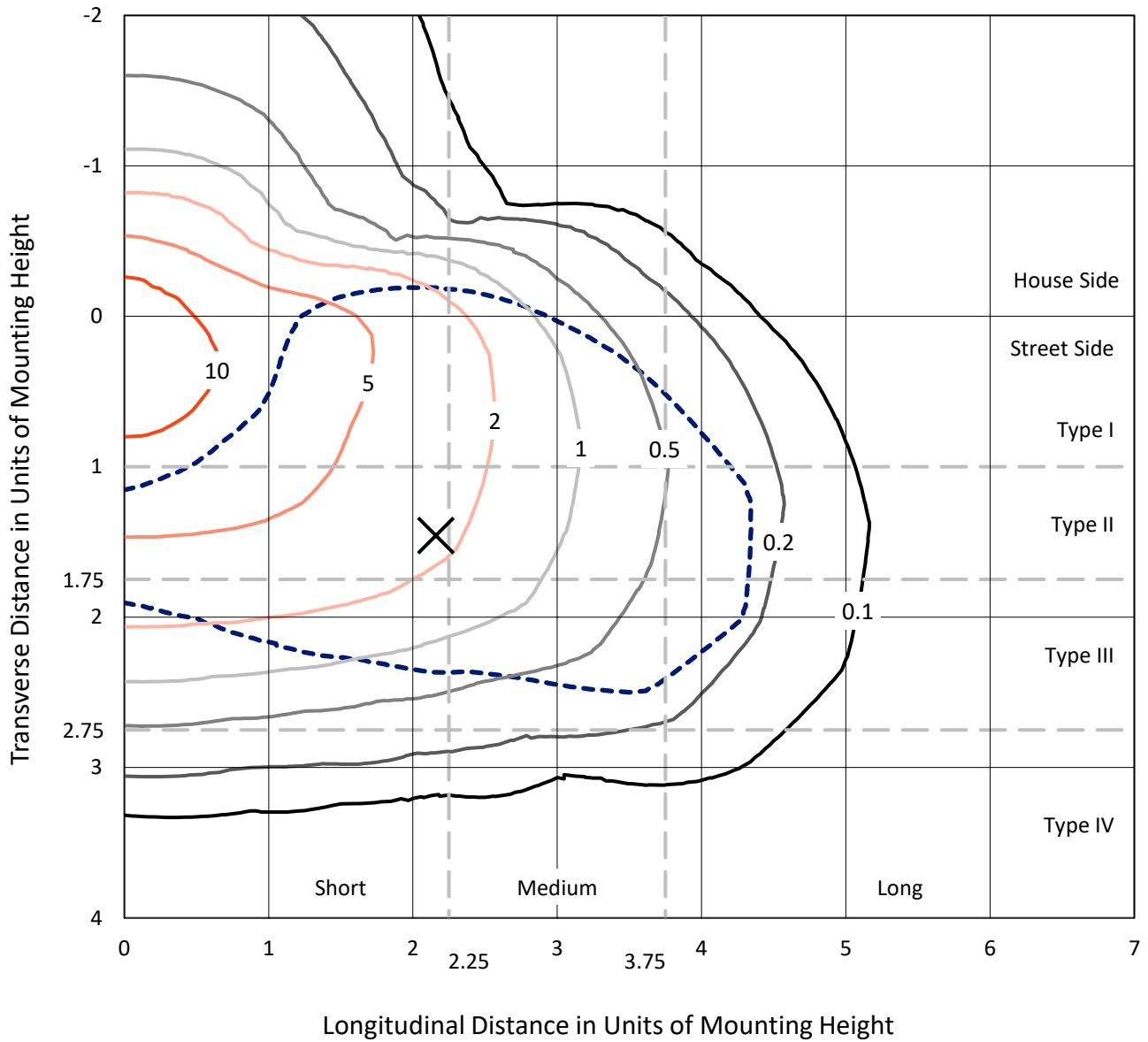
Input Watts (W): 67  
Input Voltage (V): NR  
Input Current (Ain): NR  
Voltage Rise (V): NR  
Power Factor: NR  
Total Harmonic Distortion (THDi): NR  
Frequency (hertz): 60  
Stabilization Time: NR  
Operation Time: NR  
Ambient Temperature (°C): NR  
Test Distance: 24 FT



REPORT NUMBER: P386231  
 CATALOG NUMBER: GWC-SA1D-760-U-T3

### Iso-Footcandle Lines of Horizontal Illumination

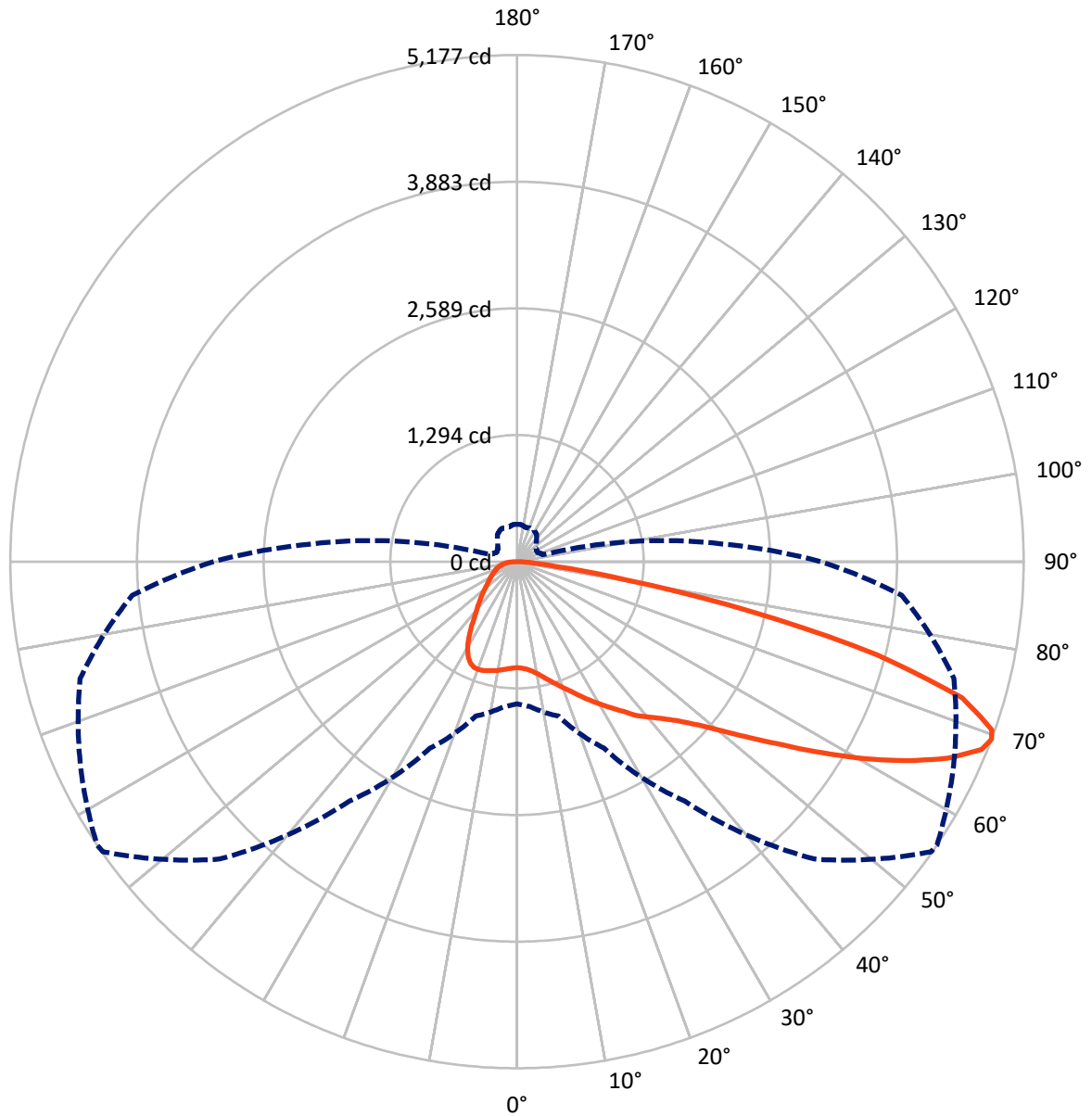
✕ Max cd  
 - - - 1/2 Max cd



Based on 10 foot mounting height. Maximum calculated value = 11.8 fc  
 Type III - Short - N/A

REPORT NUMBER: P386231  
CATALOG NUMBER: GWC-SA1D-760-U-T3

### Luminous Intensity Polar Plot



— Vertical Plane Through 56-Deg Lateral    - - - Horizontal Cone Through 69-Deg Vertical

REPORT NUMBER: P386231

CATALOG NUMBER: GWC-SA1D-760-U-T3

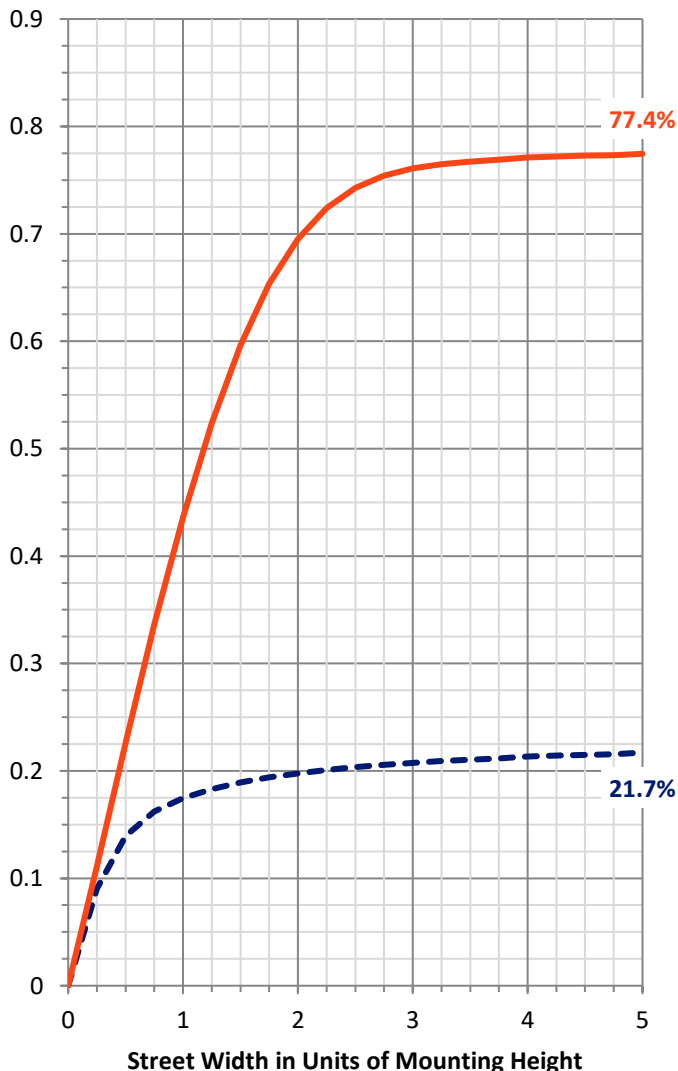
**FLUX DISTRIBUTION:**

		Downward	Upward	Total
<b>House Side</b>	Lumens	1845.7	0.0	1845.7
	% Fixture	22.3	0.0	22.3
<b>Street Side</b>	Lumens	6442.3	0.0	6442.3
	% Fixture	77.7	0.0	77.7
<b>Total</b>	Lumens	8288.0	0.0	8288.0
	% Fixture	100.0	0.0	100.0

**ZONAL LUMENS:**

Zone	Lumens	% Fixture
0°-10°	106.4	1.3
10°-20°	342.2	4.1
20°-30°	597.4	7.2
30°-40°	858.1	10.4
40°-50°	1187.5	14.3
50°-60°	1739.9	21.0
60°-70°	2121.3	25.6
70°-80°	1172.8	14.2
80°-90°	162.4	2.0
90°-100°	0.0	0.0
100°-110°	0.0	0.0
110°-120°	0.0	0.0
120°-130°	0.0	0.0
130°-140°	0.0	0.0
140°-150°	0.0	0.0
150°-160°	0.0	0.0
160°-170°	0.0	0.0
170°-180°	0.0	0.0
0°-90°	8288.0	100.0
0°-180°	8288.0	100.0

**Coefficient of Utilization**



REPORT NUMBER: P386231

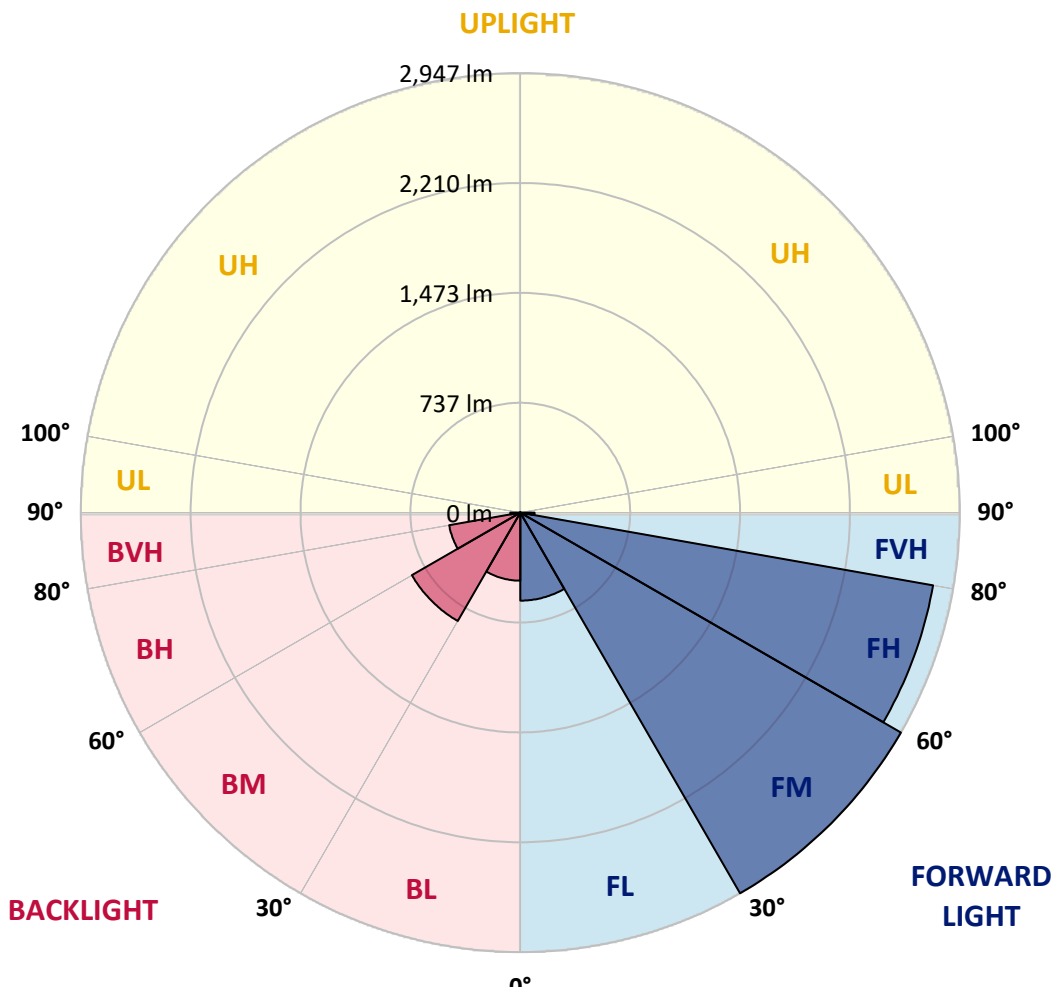
CATALOG NUMBER: GWC-SA1D-760-U-T3

**LUMINAIRE CLASSIFICATION SYSTEM LUMEN TABLE AND BUG RATING:**

Zone	Lumens	% Fixture	Zone Rating/Lumen Limit		
			B	U	G
FL (0°-30°)	589.9	7.1			
FM (30°-60°)	2946.7	35.6			
FH (60°-80°)	2810.0	33.9			G2/5000
FVH (80°-90°)	95.7	1.2			G1/100
BL (0°-30°)	456.1	5.5	B1/500		
BM (30°-60°)	838.8	10.1	B1/1000		
BH (60°-80°)	484.0	5.8	B1/500		G1/500
BVH (80°-90°)	66.8	0.8			G1/100
UL (90°-100°)	0.0	0.0		U0/0	
UH (100°-180°)	0.0	0.0		U0/0	

**BUG Rating: B1-U0-G2**

Type III Short





REPORT NUMBER: P386231

CATALOG NUMBER: GWC-SA1D-760-U-T3

**CANDELA DISTRIBUTION (FULL):**

	0°	5°	15°	25°	35°	45°	55°	56°	65°	75°	85°
0°	1083.5	1083.5	1083.5	1083.5	1083.5	1083.5	1083.5	1083.5	1083.5	1083.5	1083.5
2.5°	1090.4	1091.5	1090.7	1093.0	1090.4	1092.1	1090.7	1090.7	1089.8	1087.2	1084.4
5°	1107.5	1109.8	1108.4	1110.7	1107.5	1108.1	1105.5	1105.5	1102.9	1097.5	1091.8
7.5°	1134.4	1136.9	1135.8	1138.1	1133.8	1133.8	1130.4	1130.1	1124.9	1116.1	1109.5
10°	1166.3	1169.8	1168.6	1172.0	1168.6	1169.8	1166.3	1166.3	1159.5	1146.9	1138.6
12.5°	1212.9	1217.2	1214.0	1213.7	1212.3	1214.6	1211.7	1211.2	1204.9	1187.7	1176.3
15°	1275.1	1279.7	1273.1	1272.5	1264.5	1263.7	1263.7	1262.8	1258.8	1238.3	1219.4
17.5°	1346.8	1348.2	1342.5	1333.4	1323.1	1316.5	1315.7	1317.9	1317.9	1294.0	1264.0
20°	1417.0	1419.6	1415.0	1404.7	1391.6	1381.9	1375.0	1379.6	1379.3	1350.8	1308.2
22.5°	1493.5	1499.5	1492.7	1479.5	1464.1	1453.3	1441.3	1445.3	1445.6	1410.4	1351.6
25°	1592.6	1587.2	1582.9	1564.3	1542.4	1531.2	1520.1	1524.1	1522.9	1474.7	1396.5
27.5°	1680.3	1681.4	1675.7	1656.0	1630.6	1606.0	1605.5	1608.0	1603.7	1541.5	1438.7
30°	1782.2	1782.8	1774.8	1757.1	1729.4	1697.7	1690.3	1694.5	1685.4	1604.9	1483.3
32.5°	1883.5	1886.4	1877.5	1856.1	1833.9	1795.3	1780.5	1783.3	1760.5	1669.7	1529.2
35°	1972.3	1976.3	1973.5	1959.2	1934.9	1901.8	1884.1	1882.4	1854.1	1749.1	1590.0
37.5°	2062.8	2066.6	2063.4	2051.4	2041.7	2006.6	1997.2	1997.2	1948.1	1830.2	1667.4
40°	2155.9	2161.6	2157.9	2141.4	2133.1	2117.1	2094.5	2089.1	2036.0	1927.5	1793.6
42.5°	2242.4	2249.9	2264.7	2255.0	2238.2	2240.4	2195.0	2192.2	2153.4	2071.4	1952.1
45°	2365.2	2376.1	2401.2	2393.8	2390.3	2377.8	2323.8	2321.2	2306.4	2265.0	2148.8
47.5°	2499.1	2514.0	2559.4	2560.8	2597.6	2573.9	2500.5	2491.7	2495.1	2496.8	2388.9
50°	2622.5	2638.7	2713.3	2748.4	2835.2	2840.3	2723.0	2715.0	2728.4	2767.8	2668.7
52.5°	2721.0	2741.5	2834.6	2943.1	3091.8	3134.1	2996.8	2990.8	3000.8	3068.7	2985.1
55°	2793.2	2815.5	2916.8	3114.4	3352.0	3426.5	3312.0	3306.3	3312.6	3399.1	3329.1
57.5°	2810.0	2815.5	2962.5	3229.8	3571.5	3750.5	3697.7	3686.3	3655.5	3730.8	3708.8
60°	2731.0	2752.7	2924.8	3270.3	3741.4	4070.0	4100.9	4086.6	4000.1	4061.7	4044.0
62.5°	2570.5	2609.3	2784.1	3208.6	3807.9	4331.0	4496.3	4479.2	4330.1	4370.1	4285.0
65°	2308.4	2325.0	2508.5	2995.9	3723.4	4498.0	4848.9	4840.3	4652.8	4590.2	4329.6
67.5°	1839.6	1870.7	2026.6	2551.4	3377.6	4478.3	5121.6	5120.7	4863.5	4671.9	4171.7
69°	1453.3	1485.5	1634.0	2101.7	2988.8	4298.2	5167.3	5177.3	4922.9	4622.2	3946.1
70°	1158.6	1196.0	1298.0	1770.2	2643.6	4060.6	5129.3	5147.3	4911.4	4540.3	3738.0
72.5°	493.1	523.3	595.9	912.5	1611.2	3032.2	4689.9	4757.8	4646.8	4155.4	3089.3
75°	215.3	224.7	257.5	372.0	715.2	1650.3	3674.0	3799.6	3973.2	3512.4	2301.3
77.5°	157.6	161.6	179.6	218.4	320.9	623.3	2362.6	2435.7	2865.4	2555.9	1411.6
80°	121.9	124.8	138.8	160.5	209.6	252.1	1077.5	1140.3	1611.2	1312.8	587.9
82.5°	97.1	99.1	108.8	118.2	144.8	152.8	357.8	396.9	594.7	362.6	155.6
85°	90.2	92.5	95.9	86.2	92.8	89.7	154.7	161.9	179.6	142.5	65.1
87.5°	40.8	48.3	95.1	67.1	49.4	39.4	63.4	66.2	74.5	74.8	28.8
90°	0.0	0.0	0.0	0.0	0.0	0.0	0.0	0.0	0.0	0.0	0.0



REPORT NUMBER: P386231

CATALOG NUMBER: GWC-SA1D-760-U-T3

**CANDELA DISTRIBUTION (continued):**

	90°	95°	105°	115°	125°	135°	145°	155°	165°	175°	180°
0°	1083.5	1083.5	1083.5	1083.5	1083.5	1083.5	1083.5	1083.5	1083.5	1083.5	1083.5
2.5°	1086.1	1085.2	1086.7	1083.2	1087.5	1087.2	1085.8	1086.4	1089.2	1089.0	1089.2
5°	1092.7	1092.1	1093.8	1091.2	1096.4	1098.1	1098.4	1100.9	1104.1	1104.9	1104.9
7.5°	1109.2	1109.2	1110.1	1106.7	1110.1	1109.8	1108.4	1110.9	1114.1	1114.4	1114.1
10°	1137.8	1138.1	1136.6	1127.8	1124.9	1117.2	1110.1	1110.4	1114.4	1117.5	1118.4
12.5°	1173.8	1172.6	1166.3	1150.1	1138.1	1122.4	1114.9	1114.7	1118.6	1121.2	1122.1
15°	1214.9	1211.7	1195.5	1168.9	1147.8	1132.4	1120.4	1117.5	1115.2	1112.4	1112.7
17.5°	1253.7	1246.6	1219.4	1182.6	1160.3	1139.8	1116.7	1098.1	1085.2	1077.8	1075.5
20°	1293.1	1279.1	1240.0	1195.5	1167.2	1129.8	1085.2	1047.6	1024.1	1013.3	1011.3
22.5°	1329.1	1306.5	1259.1	1208.9	1161.8	1096.1	1026.1	971.3	938.8	924.2	925.4
25°	1364.2	1332.8	1279.1	1218.3	1134.4	1036.7	943.9	876.5	838.8	822.6	822.0
27.5°	1395.0	1359.3	1300.8	1210.6	1083.2	952.2	846.6	780.9	749.5	735.5	733.2
30°	1430.4	1392.7	1329.6	1181.2	1008.4	854.5	751.5	705.2	683.0	669.0	666.4
32.5°	1473.5	1438.1	1353.3	1127.8	912.8	752.6	677.2	645.0	624.7	609.0	606.1
35°	1536.4	1498.1	1359.3	1051.3	807.7	672.1	622.7	589.6	562.2	541.9	539.9
37.5°	1615.2	1573.2	1345.6	952.2	705.8	619.9	577.3	536.5	500.8	472.2	467.7
40°	1728.8	1665.4	1307.7	838.0	630.7	579.6	533.1	486.5	442.3	408.9	402.3
42.5°	1865.3	1773.6	1249.4	724.4	575.6	538.8	489.1	431.4	389.2	365.5	362.0
45°	2038.9	1886.1	1168.6	625.0	521.4	497.9	441.7	388.6	362.3	344.9	342.0
47.5°	2237.0	2012.3	1083.8	544.2	475.4	459.7	403.7	369.5	348.6	334.9	332.3
50°	2480.6	2154.8	993.9	478.0	429.1	413.7	385.7	358.9	342.3	331.8	329.2
52.5°	2755.2	2315.5	929.1	425.7	390.9	379.7	376.3	353.2	339.8	331.8	329.2
55°	3051.0	2479.1	859.1	381.7	357.8	360.9	370.0	353.8	344.6	334.9	331.2
57.5°	3347.1	2648.2	781.2	344.6	331.5	346.9	365.7	354.9	347.2	337.8	334.3
60°	3581.2	2755.2	660.4	313.5	310.6	331.5	355.5	346.3	336.3	336.6	336.1
62.5°	3690.6	2749.5	527.1	285.8	289.8	310.6	338.9	332.9	324.6	335.8	336.6
65°	3629.2	2612.5	410.3	260.7	267.5	288.9	321.8	326.3	329.2	350.6	353.5
67.5°	3371.7	2345.8	317.8	238.7	247.3	274.1	323.5	355.5	359.2	381.7	381.4
69°	3105.3	2095.7	276.1	227.3	237.3	277.8	345.8	374.0	360.0	384.0	380.6
70°	2882.0	1897.8	253.8	219.6	232.7	284.4	360.6	373.7	355.8	376.3	370.6
72.5°	2219.6	1365.3	215.3	205.3	217.3	272.1	364.9	365.5	345.8	349.8	340.0
75°	1522.4	862.8	187.9	185.9	193.9	245.3	351.2	349.2	319.8	314.1	306.1
77.5°	839.4	438.3	159.6	167.3	172.7	217.3	319.2	316.4	292.1	280.1	277.2
80°	323.8	191.9	134.8	148.8	152.2	188.2	279.8	277.2	257.0	241.5	237.3
82.5°	122.2	100.5	111.4	128.8	127.6	155.3	237.0	235.6	215.8	193.3	186.4
85°	56.5	60.2	88.2	106.2	97.9	115.1	189.6	192.2	168.2	141.3	141.3
87.5°	24.0	33.7	62.5	80.2	66.0	77.7	139.0	132.8	121.9	84.5	79.4
90°	0.0	0.0	0.0	0.0	0.0	0.0	0.0	0.0	0.0	0.0	0.0



Signify Classified - Internal  
Cooper Lighting Solutions Photometric Lab  
1121 Highway 74 South  
Peachtree City, GA 30269

Scaled Data Report



Report Generated By 670245982

Signify Classified - Internal  
Cooper Lighting Solutions Photometric Lab  
1121 Highway 74 South  
Peachtree City, GA 30269

Scaled Data Report



Signify Classified - Internal  
Cooper Lighting Solutions Photometric Lab  
1121 Highway 74 South  
Peachtree City, GA 30269

Scaled Data Report



Signify Classified - Internal  
Cooper Lighting Solutions Photometric Lab  
1121 Highway 74 South  
Peachtree City, GA 30269

Scaled Data Report





--- HS    — SS

Signify Classified - Internal  
Cooper Lighting Solutions Photometric Lab  
1121 Highway 74 South  
Peachtree City, GA 30269

Scaled Data Report



u

Signify Classified - Internal  
Cooper Lighting Solutions Photometric Lab  
1121 Highway 74 South  
Peachtree City, GA 30269

Scaled Data Report



Signify Classified - Internal  
Cooper Lighting Solutions Photometric Lab  
1121 Highway 74 South  
Peachtree City, GA 30269

Scaled Data Report



(END OF REPORT)